

PROUDLY BUILT IN THE USA

TOMCAT

COMMERCIAL CLEANING EQUIPMENT

MAGNUM SERIES

24" - 34"



COMPACT SCRUBBERS



BURNISHERS



CHEMICAL FREE



RIDER SCRUBBERS



FLOOR MACHINES



TOMCAT scrubbers are designed and built to clean schools, malls, warehouses, retail outlets, and to hold up to the daily use of contract cleaners.

The **MAGNUM** offers a large battery package for superior run time, and is available in disk, edge or cylindrical configurations.

The “**DISK**” machines offer more cleaning power than other machines, and the deck can be protected by heavy steel guards. Brushes are gimbal-mounted, which improves cleaning on uneven floors. Each brush is directly driven for unmatched scrubbing performance.

The “**CYLINDRICAL**” machines have the added benefit of sweeping up debris while scrubbing, eliminating a need to dust mop, increasing productivity, and providing superior cleaning on grouted tiles.

The “**EDGE**” surface preparation technology is available on the **MAGNUM** in both 28” and 32” paths. This innovative cleaning head uses high speed oscillating and allows the **MAGNUM** to remove floor finish with tap water and eliminate the need for chemical strippers. By eliminating harsh and slippery chemical strippers the **MAGNUM EDGE** can:

- Be environmentally friendly
- Helps earn LEEDS credits
- Wet screens wood gym floors
- Reduce “Slip & Fall” accidents
- Allow novices to prep and recoat like an expert
- 70% reduction in water use

The brush pressure is maintained at one of five settings by the *Central Command II*, and our “*Management Lockout*” allows you to lockout any adjustment.

The heavy steel construction, 100% stainless fasteners and polyurethane rollers offer superb protection. While they offer the toughness you are looking for, your operators will find them easy to maneuver into janitor’s closets and small elevators.

MAGNUM’s have a powerful transaxle for climbing steep ramps, and are available with non-marking tires and casters to protect the floor.

On further inspection, you will notice that our transaxle, casters, scrub deck, squeegee linkage, and battery package all bolt directly to a steel frame. Although our tanks have the thickest walls in the industry, we do not transmit any structural forces to them or allow normal collision damage to impact them.



**Call (800) 450-9824
for a Demonstration**

SAFE ON SENSITIVE FLOORS



Watch **EDGE** at:
www.youtube.com
Search: Tomcat
Edge Scrubber

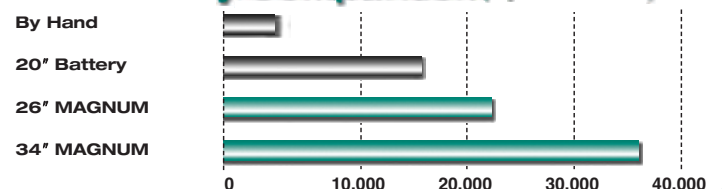
Single Pass
Stripping with
only Water

FULLY CLEANABLE RECOVERY TANK



TANK TIPS BACK

Productivity Comparison (square feet/hour)

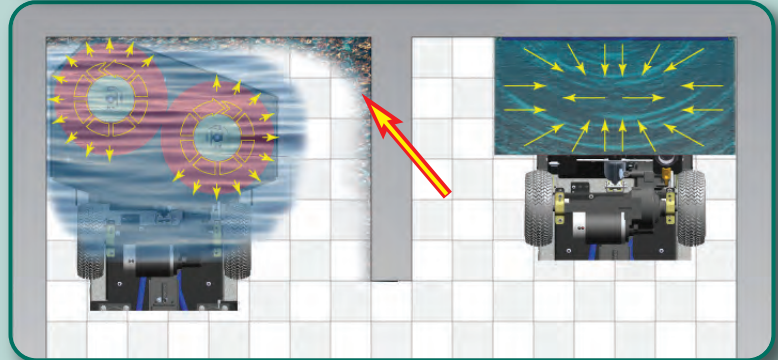


Be GREEN and Save GREEN \$\$ with *EDGE*

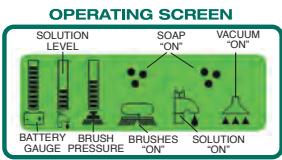

- **Remove Floor Finish Chemical Free:** Help the environment while saving money and just use water to remove floor finish. The EDGE system combined with our maroon "Prep Pad" prepare a floor for quick and easy recoat.
- **Up to 70% Reduction in Water/Soap Usage:** Edge's unique oscillating head doesn't fling water away from the cleaning area, so less water/soap is required to clean, increasing operator productivity.
- **Increased Run Time:** The unique oscillating system on Edge uses less energy than disk units for longer run time per charge.



Reduce Slip & Fall: By eliminating chemical stripper one can easily reduce the potential for Slip and Fall accidents and improve employee/customer safety.



Square vs. Round: Edge's rectangular shape offers equal dwell time across pad width, unlike round pads. The square corner allows Edge to clean into corners and against baseboards better than round pads.



Ergonomic Controls
Operator Friendly



Powerful Vacuum
Ensures Dry Floors

30 Gallon Tanks
Increase Productivity

Tower Rollers
Protect Walls

Surround Curtains
Control Splashing

HD 2500 RPM Motor
Unmatched Performance

Oversized Isolators
Long Life

15 hp Belt Drive
Maintenance Free

- 1 DISK:** Traditional Pad Scrubbing
- 2 CYLINDRICAL:** Sweep & Scrub in One Pass
- 3 EDGE:** Chemical Free Stripping

Solution Level
Helps with Chemical Ratios

Parabolic/
Breakaway Squeegee
Superior Water Control

Non-marking Tires
Protect Floors

1

2

3

RETURN ON INVESTMENT

Area (Sq. Ft.)	20" Battery Walk Behind	34" Battery Walk Behind	Savings Monthly
10,000	\$ 129.00	\$ 67.00	\$ 63.00
25,000	\$ 323.00	\$ 167.00	\$ 156.00
50,000	\$ 647.00	\$ 333.00	\$ 313.00
100,000	\$1,294.00	\$ 667.00	\$ 627.00
150,000	\$1,941.00	\$1,000.00	\$ 941.00
250,000	\$3,237.00	\$1,667.00	\$1,569.00

*Based on a total labor cost of \$10/hour.

SOLD THROUGH DISTRIBUTORS

We've built our reputation by providing the toughest, best-engineered, highest-value machines our industry can produce. We make sure that in every market in which our more than 350 distributors in 36 countries and service centers do business, they maintain a "factory" trained service department with a vested interest in our customers long-term satisfaction.

TOMCAT offers a line of cleaning equipment that includes sweepers and scrubbers, in both walk-behind and ride on models. All our models are practical, rugged machines that are sensibly priced. Your local dealer will be happy to assist you with rentals, soap, and floor sealer information. They will gladly provide service on all brands of cleaning equipment.

AUTHORIZED DISTRIBUTOR



Manufactured By:
R.P.S. Corporation
P.O. Box 241
Racine, Wisconsin 53401
Phone: (800) 450-9824
International: 011 262 681 5747
Fax: (866) 632-6961
www.tomcatequip.com

Copyright R.P.S. Corporation 2012. All rights reserved.
 Since our policy is one of constant improvement, all specifications are subject to change without notice.

Body Construction

Tank Construction: 7/16" Roto-Poly
 Frame Construction: 3/16" Steel
 Drive Wheel: ((2) 12" dia. x 3.5"
 Casters: (2) 5" dia. x 2"
 Body Dimensions (L x W x H): 56" x 24" x 43"
 Width (squeegee): 35", 38" or 45"
 Weight (w/out batteries): 494 pounds
 Weight (w/ 325 ah batteries): 886 pounds

Brush Deck System

Scrubbing Pressure: 0-250 pounds
 Brush Pressure Settings: (1-5) automatic
 Disk Brush/Pad Size
 26D: (2) 13"
 30D: (2) 15"
 34D: (2) 17"
 Disk Motor: (2) 0.75 hp/200 rpm
 HD Option: (2) 1.0 hp/350 rpm
 Cylindrical Brush Size:
 24C: (2) 22" x 5.5"
 27C: (2) 25" x 5.5"
 30C: (2) 28" x 5.5"
 34C: (2) 32" x 5.5"

Cylindrical Brush Speed: 750 rpm
 Cylindrical Motor: (2) 0.75 hp/350 rpm
 HD Option: (2) 1.0 hp/350 rpm

NOTE: HD Option is standard on 30"/34" cylindricals

Edge Pad:
 28E: (1) 28" x 14"
 32E: (1) 32" x 14"
 Edge Motor:
 (1) 1.0 hp/2500 rpm
 HD Option:
 (1) 1.2 hp/2900 rpm

Battery System

Battery AH Rating (Standard): 245 AH
 Battery AH Rating (Optional): Up to 420 amp hr.
 Battery Run Time: Up to 5 hours
 Charger (110v/60 hz, Auto): 24v/25 amp

Solution System

Solution Tank Capacity: 30 gallons
 Solution Flow Rate: 0 - .75 gal/min.
 Oversized Filter: Stainless Steel

Recovery System

Recovery Tank Capacity: 30 gallons
 Vacuum Horsepower: 0.8 hp/3-stage
 Vacuum (Water Lift/Cubic ft/min): 68"/72 cfm
 Recovery Drain Saver: 60 cubic inches
 Sound Level: 71 dB

Drive System

Transaxle Description: 0.75 hp all gear/sealed
 Forward Speed Control: 0-230 ft/min (4 mph)
 Reverse Speed Control: 0-125 ft/min (2 mph)

Productivity

Cleaning Width & Rate/Hour:
 24"/26,400 sq. ft./hr.
 26"/28,600 sq. ft./hr.
 27"/29,700 sq. ft./hr.
 30"/33,000 sq. ft./hr.
 34"/37,400 sq. ft./hr.

Optional Equipment

- Spray Hose
- Side Brooms
- Key Switch
- Remote Scrub Wand
- Onboard Charger
- HD Package
- Non-marking Tires
- Management "Lockout"
- Vacuum Wand Attach.
- Variety of Brushes/Pads
-  Onboard Soap
- Concrete Polishing